




Introducing our new line of *True Square Corner (TSC)* one piece MDF doors.


Manufactured with the same high quality workmanship and material as our other door lines but also giving you the clean crisp corners that your customers may be asking for.

**TSC-35**




- True square inside corners
- 1/4" Deep recessed panel\*
- Outside "Pillow" edge
- 2 1/2" Standard rail width\*

**TSC-50**




- True square inside corners
- 1/4" Deep recessed panel\*
- 2 1/2" Standard rail width\*

**TSC-51**



- True square inside corners
- 1/4" Deep recessed panel\*
- Matching rail grooves
- 2 1/2" Standard rail width\*

**TSC-80**



- True square inside corner
- 3/8" Deep recessed panel\*
- 2" Standard rail width\*

\* Standard panel recess and rail widths listed. If different sizes are required please specify when ordering

For further information or samples on these or any other doors and products that we manufacture please call us at 905-688-9777 or visit our website at [www.cncwoodcraft.com](http://www.cncwoodcraft.com) where you can browse through our large selection of door styles that we have to offer.